

Level 3

TECHNICAL REQUIREMENTS

OVERALL REQUIREMENTS	SCALES	CADENCES/CHORD PROGRESSIONS	CHORDS
<p style="text-align: center;">Level 3</p> <p>All elements must be performed</p> <p>Elements may be played in any order</p> <p>All Hands Together</p> <p>4:15 minutes to perform</p> <p>Minimum scale tempo: ♩ = 72</p>	<p>A E B Major</p> <p>♩ = 2 octaves</p> <p>a e b natural and harmonic minor</p> <p>♩ = 2 octaves</p>	<p>A E B Major</p> <p>I - IV - I - V(7) - I use the common tone with legato pedal</p> <p>a e b minor</p> <p>i - iv - i - V(7) - i use the common tone with legato pedal</p>	<p>A E Major a e minor root position and inversions blocked, up and down</p> <p>A E B Major, minor, diminished, Augmented triads, root position</p>

THEORY REQUIREMENTS

Be able to write elements, recognize them individually, and recognize them in musical excerpts. The student is responsible for all theory elements from Preparatory Level through Level 3.

Tonality

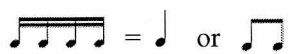


1. Scales and key signatures: C G D A E B F B \flat E \flat Major
a, e, d minor, natural and harmonic
2. Intervals: unison, 2nd, 3rd, 4th, 5th, 6th, 7th, 8th (octave), Perfect and Major on: C G D A E B F B \flat E \flat
3. Chords/triads:
 - a. Major and minor, blocked and broken, root position and inversions, labeled using R, 1st, 2nd (optional figured bass is acceptable) on: C G D A E B F B \flat E \flat
 - b. Roots of inverted triads
 - c. Primary triads: Root position, identified by letter (root), name (I = Tonic, IV = Subdominant, V = Dominant) and Roman numeral (lines must be placed above and below Roman numerals, such as V), in the keys of: C G D A E F Major
 - d. Cadences: authentic, half and plagal, root position, single staff: C G D F Major


Time and Rhythm

Be able to:

- identify notes and rests with their names
- give the number of beats each note will receive
- write counts using numbers
- match notes and rests of the same value
- determine the time signature for a rhythm

1. $\text{C} = \frac{3}{8}$ Alla breve

2. Sixteenth note patterns:  =  or 

3. Eighth-note triplets: 

4. Rhythms such as: 

Signs and Terms (Definitions are on page 47)

adagio

spiritoso

accel., accelerando

legato pedal (syncopated pedal, overlapping pedal)

molto

poco

una corda

tre corde

relative Major and minor

motif/motive

forte

EAR TRAINING REQUIREMENTS (10 questions; included on written theory test)

1. Identify Major and Perfect intervals up to and including an octave, ascending, blocked and broken.
2. Identify the difference between Major and minor triads in root position, blocked and broken.
3. Hear the difference between like and unlike phrases.
4. Identify a simple four-measure melody in Major or minor.
5. Be able to hear the difference between 2/4 and 3/4 meters.
6. Be able to hear the difference between legato and staccato touch.
7. Be able to hear the difference between *Adagio* and *Spiritoso*, and between *Andante* and *Vivace*.

SIGHT-READING REQUIREMENTS

Be able to sight-read Level 1 music. All skills from previous levels may be included, with the addition of Major or minor key signatures and more dynamic signs. Students will have 30 seconds to preview the example.

IMPROVISATION REQUIREMENTS (Optional)

Students may perform an optional Improvisation at their CM Evaluation. Improvisation is an optional performance segment. Any improvisation may be played during the performance portion of the evaluation.

- Improvisation is not rated by the evaluator.
- Improvisation is limited to 5 – 60 seconds in length, as listed in the CM Syllabus according to the CM level.
- Improvisation is done in addition to and not in place of the other required segments of the CM evaluation (technique, sight-reading, and repertoire). Students must prepare the entire technical requirements as indicated for their level. All segments (including improvisation) need to be performed within the appropriate evaluation length of each level.
- Improvisation may be from any resource and is independent of a student's registered CM level.

REPERTOIRE REQUIREMENTS

Repertoire requirements for Level 3 begin on page 103.